



District Report Card: 2017


State: Bihar	District: Kaimur (bhabua)
Class: 8	Subject: Language
Schools: 51	Students: 627


Participation/Coverage


Students

<div>GENDER</div> <div></div>	Boys		Girls	
	Number	%	Number	%
	323	51.52	304	48.48

<div>AREA</div> <div></div>	Rural		Urban	
	Number	%	Number	%
	600	95.69	27	4.31

<div>CATEGORY</div> <div></div>	SC		ST		OBC		GEN	
	Number	%	Number	%	Number	%	Number	%
	144	22.97	38	6.06	399	63.64	46	7.34

<div>CWSN</div> <div></div>	LD	VI	HI	S&LD	ID	Oth
	0	0	1	0	0	0

<div>Management</div> <div></div>	Government		Government-aided	
	Number	%	Number	%
	627	100.00	0	0.00

Average Performance of Students in Language (%)

Overall	Gender		Area		Management		Social Group			
	Male	Female	Rural	Urban	Govt.	Aided	SC	ST	OBC	GEN
58.49	57.38	59.67	58.56	57.04	58.49	0.00	58.01	57.72	58.68	58.99

Performance on Learning Outcomes (LOs)

Learning Outcomes	Description	Average Performance(%)
L813	Read textual/non-textual materials with comprehension and identifies the details, characters, main idea and sequence of ideas and events while reading	58.49

Range of Performance of Students who Answered Correctly							
Below 30%		30% - 50%		50% - 75%		Above 75%	
Number	%	Number	%	Number	%	Number	%
75	11.96	135	21.53	278	44.34	139	22.17

Lowest Performing Learning Outcomes (LOs)

1 - Read textual/non-textual materials with comprehension and identifies the details, characters, main idea and sequence of ideas and events while reading (58.49)